

ATLANTIS

ABK

EMOZIONI IN SUPERFICIE

ATLANTIS

ABK
EMOZIONI IN SUPERFICIE

ATLANTIS

IL RIGORE DELLA PIETRA SI TRASFORMA IN UN PERCORSO DI RICERCA CREATIVA SULLE LAVORAZIONI DI SUPERFICIE. ABK RE-INTERPRETA, IN UNA PALETTE DI COLORI POLVEROSI E IN UNA VASTA GAMMA DI FINITURE, LA VARIETÀ LAPIDEA COMUNEMENTE NOTA COME ATLANTIS STONE, PER VESTIRE CON SOBRIA ELEGANZA TUTTE LE SITUAZIONI, SIA INDOOR CHE OUTDOOR.

THE RIGOUR OF STONE IS TRANSFORMED THROUGH CREATIVE RESEARCH INTO SURFACE PROCESSING TECHNIQUES. ABK REINTERPRETS A MATERIAL GENERALLY KNOWN AS ATLANTIS STONE IN A PALETTE OF DUSTY COLOURS AND A VAST ARRAY OF FINISHES, LENDING SOBER ELEGANCE TO A WIDE RANGE OF INDOOR AND OUTDOOR SITUATIONS.



SMOKE



GREY



SAND



TAUPE



MOON





NATURALE

HAMMERED

GRIP

LAPPATO

ATLANTIS

IN



NATURALE
HAMMERED
LAPPATO

OUT



GRIP R11
OUT.20 R11

SMOKE



FLOOR
Atlantis Smoke 120x120 rett

KITCHEN VOLUME AND SHUTTERS
Atlantis Smoke 160x320

ABKSTONE - KITCHEN TOP
Atlantis Smoke 163,5x323 12 mm




FLOOR
Atlantis Smoke 120x120 rett

KITCHEN VOLUME AND SHUTTERS
Atlantis Smoke 160x320

ABKSTONE - KITCHEN TOP
Atlantis Smoke 163,5x323 12 mm

FLOOR
Atlantis Smoke Hammered 60x90 R11 rett 20 mm, elemento L, griglia





WALL

Atlantis Smoke 120x280 rett
Atlantis Smoke mix sizes 30x60 rett
list. Phard 5x60
Wide&Style Rainbow Phard 120x280


FLOOR

Atlantis Smoke 60x120 rett

ABKSTONE - TOP

Atlantis Smoke 163,5x323 12 mm

GREY



INDOOR FLOOR
Atlantis Grey 90x90 rett


OUTDOOR FLOOR
Atlantis Grey grip R11 60x60 rett

ABKSTONE - TABLE
Interno 9 Rust 163,5x323 12 mm



OUTDOOR FLOOR
Atlantis Grey grip R11 60x60 rett
Atlantis Grey ELEMENTO L 15x90x5





WALL

Eco Chic Mix Sizes Avana 30x60 rett
Atlantis Mix Sizes Grey 30x60 rett
Atlantis Grey rett. 60x120 rett

FLOOR

Eco Chic Avana 20x120 rett

bathdesign - WASHBASIN TOP and VANITY TOP
Eco Chic Avana 20x120 rett



WALL
Atlantis Grey Hammered 60x120 rett
Eco Chic Avana 20x120 rett

FLOOR
Atlantis Grey Hammered 60x120 rett

bathdesign - VANITY TOP
Eco Chic Avana 20x120 rett



SAND



FLOOR
Atlantis Sand 120x120 lapp.

ABKSTONE - COFFEE TABLE
Sensi Gems Taj Mahal 163,5x323 12 mm lux

FLOOR
Atlantis Sand Hammered
60x90 R11 rett 20 mm





WALL
Atlantis Sand 120x280 rett
Sensi Gems Taj Mahal soft 120x280


FLOOR
Atlantis Sand 60x120 rett

bathdesign - WASHBASIN
Atlantis Sand 120x280 rett

bathdesign - WASHBASIN TOP
Eco Chic Avana 20x120 rett



TAUPE



FLOOR
Atlantis Taupe 60x120 lapp

ABKSTONE - TABLE TOP
Essence Avana 163,5x323 20 mm

WALL
Atlantis Taupe Mix Sizes 30x60 rett



WALL
Atlantis Taupe 60x120 rett
Sensi Gems Crystal 60x120 rett

FLOOR
Atlantis Taupe 60x120 rett

ABKSTONE - TOP
Interno 9 Rust 163,5x323 12 mm



MOON



FLOOR
Atlantis Moon 60x120 rett



FLOOR
Atlantis Moon 60x120 rett




WALL

Atlantis Moon 60x120 rett
Atlantis Taupe 60x120 rett
Play Concrete Retro mix 20x20

FLOOR

Atlantis Moon 60x60 rett
Atlantis Taupe 60x60 rett

bathdesign- TOP and WASHBASIN
Native Ash 160x320 rett



FLOOR

OUT.20 Atlantis Moon Hammered 60x90 R11 rett 20 mm, elemento L grip, griglia

ATLANTIS

	▼ ▲	SMOKE	SMOKE HAMMERED	GREY	GREY HAMMERED	SAND	SAND HAMMERED	TAUPE	MOON
160x320 64"x128" rett.	6	•				•			
120x280 48"x112" rett.	6	•		•		•			
120x120 48"x48" rett.	9	•	•	•	•	•	•	•	•
120x120 48"x48" lapp.	9	•		•		•		•	•
60x120 24"x48" rett.	9	•	•	•	•	•	•	•	•
60x120 24"x48" lapp.	9	•		•		•		•	•
30x60 12"x24" rett.	9	•		•		•		•	•
60x60 24"x24" rett.	9	•		•		•		•	•
60x60 24"x24" grip rett. R11	9	•		•		•			
60x90 24"x36" R11	20		•		•		•		•

SMOKE

6 mm

160x320 nat rett. **0005840**

* 120x280 nat rett. **0008098**

8,5 mm

120x120 nat rett. **0005853**

120x120 lapp. rett. **0005858**

60x120 nat rett. **0005863**

60x120 lapp. rett. **0005868**

90x90 nat rett. **0005884**

60x60 nat rett. **0006497**

30x60 nat rett. **0006916**

60x60 R11 rett. **0006535**

ABKSTONE

163,5x323 nat. **0005839** ✕ 6 mm

163,5x323 nat. **0006282** ✕ 12 mm

SMOKE HAMMERED

8,5 mm

120x120 nat rett. **0005873**

60x120 nat rett. **0005875**

20 mm OUT.20

60x90 R11 rett. **0007175**
P.tech



ATLANTIS

GREY

6 mm

120x280	nat rett.	0008641
---------	-----------	----------------

8,5 mm

120x120	nat rett.	0005850
---------	-----------	----------------

120x120	lapp. rett.	0005855
---------	-------------	----------------

60x120	nat rett.	0005860
--------	-----------	----------------

60x120	lapp. rett.	0005865
--------	-------------	----------------

90x90	nat rett.	0005881
-------	-----------	----------------

60x60	nat rett.	0006495
-------	-----------	----------------

30x60	nat rett.	0006914
-------	-----------	----------------

60x60	R11 rett.	0006534
-------	-----------	----------------



120x120

GREY HAMMERED

8,5 mm

120x120	nat rett.	0005872
---------	-----------	----------------

60x120	nat rett.	0005874
--------	-----------	----------------

20 mm OUT.20

60x90	R11 rett. P.tech	0007174
-------	---------------------	----------------



120x120

SAND

6 mm

* 120x280	nat rett.	0008099
-----------	-----------	----------------

8,5 mm

120x120	nat rett.	0006482
---------	-----------	----------------

120x120	lapp. rett.	0006505
---------	-------------	----------------

60x120	nat rett.	0006483
--------	-----------	----------------

60x120	lapp. rett.	0006484
--------	-------------	----------------

90x90	nat rett.	0006489
-------	-----------	----------------

60x60	nat rett.	0006499
-------	-----------	----------------

30x60	nat rett.	0006918
-------	-----------	----------------

60x60	R11 rett.	0006536
-------	-----------	----------------



120x120

SAND HAMMERED

8,5 mm

120x120	nat rett.	0006486
---------	-----------	----------------

60x120	nat rett.	0006487
--------	-----------	----------------

20 mm OUT.20

60x90	R11 rett. P.tech	0007176
-------	---------------------	----------------



120x120

*Fino ad esaurimento scorte l'art verrà consegnato nel formato 120x270 6 mm.
The item will be delivered in sizes 120x270 (thickness 6 mm) while stocks last.

ATLANTIS

MOON

8,5 mm

120x120	nat rett.	0005852
120x120	lapp. rett.	0005857
60x120	nat rett.	0005862
60x120	lapp. rett.	0005867
90x90	nat rett.	0005883
60x60	nat rett.	0006496
30x60	nat rett.	0006915

20 mm OUT.20

60x90	R11 rett. P.tech	0007780
-------	---------------------	----------------









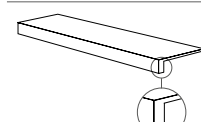

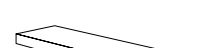
TAUPE

8,5 mm







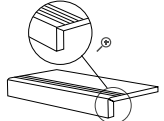
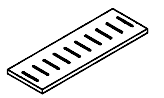
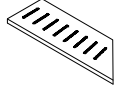

120x120	nat rett.	0005854
120x120	lapp. rett.	0005859
60x120	nat rett.	0005864
60x120	lapp. rett.	0005869
90x90	nat rett.	0005885
60x60	nat rett.	0006498
30x60	nat rett.	0006917



DECORI / DECORATIVE 8,5 mm						
		GREY	SMOKE	SAND	MOON	TAUPE
	MIX SIZES rett. 30x60 F 86,50	0006500	0006502	0006504	0006501	0006503
	Pcs 5x60					
	box: 10x60 15x60					



PEZZI SPECIALI / SPECIAL TRIMS 8,5 mm		GREY	SMOKE	SAND	MOON	TAUPE
	BATTISCOPA rett. 5,5x120 PZ 12,90	0006506	0006508	0006510	0006507	0006509
	GRADONE TOP rett. 32x120x4,5x2 PZ 198,90	0006511	0006513	0006515	0006512	0006514
	ANGOLARE TOP SX rett. 32x120x4,5x2 PZ 228,50	0006516	0006518	0006520	0006517	0006519
	ANGOLARE TOP DX rett. 32x120x4,5x2 PZ 228,50	0006521	0006523	0006525	0006522	0006524

OUT.20 R11

PEZZI SPECIALI / SPECIAL TRIMS 20 mm					
		OUT.20 SMOKE HAMMERED	OUT.20 GREY HAMMERED	OUT.20 SAND HAMMERED	OUT.20 MOON HAMMERED
	BULLNOSE rett. 60x90	0007855	0007854	0008261	0007856
	ELEMENTO L rett. 15x60x5	0007010	0007009	0007011	0007781
	ELEMENTO L GRIP rett. 15x60x5	0007013	0007012	0007014	0007782
	GRIGLIA rett. 15x60	0007016	0007015	0007017	0007783
	ANG. GRIGLIA SX rett. 15x60	0007019	0007018	0007020	0007784
	ANG. GRIGLIA DX rett. 15x60	0007022	0007021	0007023	0007785

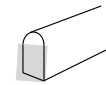
ATLANTIS

DECORI DA RIVESTIMENTO WALL DECORS 8,5 mm



MATITE ALLUMINIO - ALUMINIUM STRIPS

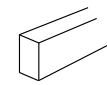
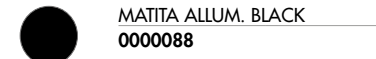
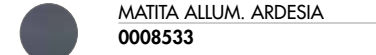

Articoli realizzati in alluminio anodizzato per l'uso a parete, adatti a raccordare piastrelle di diverso spessore (8,5/7/6 mm). Avvertenze per la posa e la pulizia a pag. 330
Anodized Aluminium strips for use between wall tiles of different thicknesses (8,5/7/6 mm). Instructions for installation and cleaning page. 330



MATITA ALLUMINIO 0,5x120 4
Parte superiore arrotondata / Rounded top.




Parte superiore arrotondata e colorata con resine acriliche.
Rounded top colored with acrylic resins.




MATITA ALLUMINIO 0,5x120 4
Parte superiore piatta colorata in bagno galvanico / Flat top colored in galvanic bath.



MIX SIZES 30x60 SCHEMI DI POSA / INSTALLATION PATTERNS



n. 01_pag. 20-21 eco chic 33,3%
 atlantis 66,7%



n. 02_pag. 34-35 atlantis 100%

CARATTERISTICHE TECNICHE TECHNICAL FEATURES

CLASSIFICAZIONE SECONDO NORME UNI EN 14411 (ISO 13006) ALLEGATO G-Gruppo B1a UGL
CLASSIFICATION IN ACCORDANCE WITH UNI EN 14411 (ISO 13006) ANNEX G-Group B1a UGL

GRES PORCELLANATO TUTTA MASSA / FULL BODY PORCELAIN

PROPRIETÀ FISICO-CHIMICHE PHYSICAL-CHEMICAL PROPERTIES	NORMA NORM	VALORE PRESCRITTO DALLE NORME VALUE PRESCRIBED FROM THE NORMS	* VALORE ABK ABK VALUE ATLANTIS NAT.	* VALORE ABK ABK VALUE ATLANTIS GRIP/ OUT.20 P.TECH
LUNGHEZZA E LARGHEZZA DIMENSIONE MEDIA DI OGNI PIASTRELLA LENGTH AND WIDTH OF THE AVERAGE-SIZES TILE	UNI EN ISO 10545/2	± 0,6%	CONFORME ACCORDING TO	CONFORME ACCORDING TO
SPESSORE THICKNESS	UNI EN ISO 10545/2	± 5%	CONFORME ACCORDING TO	CONFORME ACCORDING TO
RETTILINEARITÀ SPIGOLI WARPAGES OF EDGES	UNI EN ISO 10545/2	± 0,5%	CONFORME ACCORDING TO	CONFORME ACCORDING TO
ORTOGONALITÀ WEDGING	UNI EN ISO 10545/2	± 0,6%	CONFORME ACCORDING TO	CONFORME ACCORDING TO
PLANARITÀ FLATNESS	UNI EN ISO 10545/2	± 0,5%	CONFORME ACCORDING TO	CONFORME ACCORDING TO
ASSORBIMENTO D'ACQUA WATER ABSORPTION	UNI EN ISO 10545/3	E ≤ 0,5%	CONFORME ACCORDING TO	CONFORME ACCORDING TO
RESISTENZA ALLA FLESSIONE BENDING STRENGTH	UNI EN ISO 10545/4	≥ 35 N/mm ²	CONFORME ACCORDING TO	CONFORME ACCORDING TO
FORZA DI ROTTURA BREAKING STRENGTH	UNI EN ISO 10545/4	≥ 1300 N	CONFORME ACCORDING TO	CONFORME ACCORDING TO
RESISTENZA ALL'ABRASIONE PROFONDA DELLE PIASTRELLE NON SMALTATE RESISTANCE TO DEEP ABRASION OF UNGLAZED TILES	UNI EN ISO 10545/6	< 175 mm ³	CONFORME ACCORDING TO	CONFORME ACCORDING TO
RESISTENZA AGLI SBALZI TERMICI THERMAL SHOCK RESISTANCE	UNI EN ISO 10545/9	RICHIESTA REQUIRED	RESISTE RESISTS	RESISTE RESISTS
RESISTENZA AL GELO FROST RESISTANCE	UNI EN ISO 10545/12	RICHIESTA REQUIRED	INGELIVO FROST PROOF	INGELIVO FROST PROOF
RESISTENZA ALL'ATTACCO CHIMICO CHEMICAL RESISTANCE	UNI EN ISO 10545/13	MIN UB	CONFORME ACCORDING TO	CONFORME ACCORDING TO
RESISTENZA ALLE MACCHIE RESISTANCE TO STAINING	UNI EN ISO 10545/14	UGL VALORE DA DICHIARARE VALUE TO DECLARE	-	-
RESISTENZA ALLO SCIVOLAMENTO SLIP RESISTANCE	B.C.R.A. C.A.	μ 0,19 SCIVOLOSITÀ PERICOLOSA - DANGEROUSLY SLIPPERY 0,20 < μ < 0,39 SCIVOLOSITÀ ECCESSIVA - EXCESSIVELY SLIPPERY 0,40 < μ < 0,74 ATTRITO SODDISFACENTE - SATISFACTORY GRIP μ 0,75 ATTRITO ECCELLENTE - EXCELLENT GRIP	> 0,40	> 0,40
	B.C.R.A. G.B.		> 0,40	> 0,40
	ASTM C 1028 (S.C.O.F.)	SLIP RESISTANT (> 0,60)	> 0,60 DRY	> 0,60 DRY
			> 0,60 WET	> 0,60 WET
	DIN 51130	IN FUNZIONE DELL'AMBIENTE O DELLA ZONA DI LAVORO BASING ON THE ENVIRONMENT OR THE WORKING AREA	R10	R11
	DIN 51097		A+B	A+B+C
ANSI A 137-1:2012 (D.C.O.F.)		≥ 0,42	> 0,42	> 0,42

* Valori medi di produzione / Average production values

VARIAZIONE CROMATICA SHADE VARIATION	V3	aspetto uniforme uniform appearance V1	lieve variazione slight variation V2	moderata variazione moderate variation V3	forte variazione substantial variation V4
---	----	--	--	---	---

IMBALLI PACKAGING

F.to nominale Nominal size	Finitura Finish	Spessore Thickness	F.to reale (mm) Work size (mm)	Imballo Packing	Pz/Scat. Pcs/Box	Mq/Scat. Sqm/Box	Kg/Scat. Kg/Box	Scat./lmb. Box/Packing	Pz Totali Pcs Total	Mq totali Sqm total	Kg lmb. Kg Packing	Kg Totali Kg Total
160x320 63"x126"	rett	6	1596,5x3195	Cassa Crate	-	-	-	-	15	76,80	139	1.294
				Cavalletto container Container Rack pallet	-	-	-	-	36	184,32	180	2.952
120x280 48"x112"	rett	6	1194x2800	Cassa Crate	-	-	-	-	20	67,20	95	1.104
				Cavalletto Rack pallet	-	-	-	-	36	121,00	120	1.935
				Cavalletto container Container Rack pallet	-	-	-	-	36	121,00	140	1.955
120x120 48"x48"	rett.	8,5	1194x1194	Pallet con sponde Pallet with sides	2	2,88	57,60	16	32	46,08	40	962
60x120 24"x48"	rett.	8,5	596x1194	pallet	2	1,44	28,80	30	60	43,20	20	884
90x90 36"x36"	rett.	8,5	895x895	pallet	2	1,62	32,40	22	44	35,64	20	733
60x60 24"x24"	rett.	8,5	596x596	pallet	3	1,08	21,60	40	120	43,20	20	884
30x60 12"x24"	rett.	8,5	297x596	pallet	6	1,08	21,60	40	240	43,20	20	884
30x60 mix sizes 12"x24"	rett.	8,5	297x596	pallet	6	1,08	21,60	40	240	43,20	20	884
60x90 24"x36"	rett.	20	596x895	pallet	2	1,08	49,20	20	40	21,60	20	1.004

L'unità minima di vendita per tutti gli articoli (fondi, decori e pezzi speciali) è la scatola completa. / The minimum sales quantity for all items (plain tiles, decorations and special trims) is one full box.
I dati relativi agli imballi sono aggiornati al momento della stampa del catalogo e pertanto possono subire variazioni nel corso del tempo. /
Data referring to packaging have been update at time of printing; the actual data may be slightly different.
Pezzi speciali e decori per effetto delle lavorazioni, possono presentare variazioni di tonalità. / Due to working process special trims and decors, may show variation in tonality.

Le caratteristiche di superficie e le tonalità dei prodotti ceramici illustrati in questo catalogo sono da ritenersi puramente indicative.
Optical features and color shades of ceramic materials illustrated in this catalogue are to be regarded as mere indications.

Thanks to Liu Jo Living Collection
pag 22/23 - 28/29

Marketing ABK Group
Direfarecreate.it
234

ABK Group Industrie Ceramiche s.p.a. - via S.Lorenzo N.24/a - 41034 Finale Emilia - Modena Italy
tel. 0535 761311 - fax 0535 761320/92800/761351

www.abk.it
#abkemozioni

ABK

EMOZIONI IN SUPERFICIE

WE
ARE **ABK**
GROUP